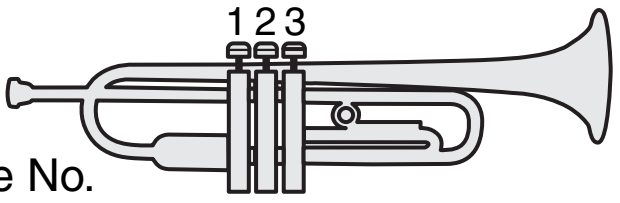




# Trumpet Fingerings




Valve No. 1 2 3

Pressed  Open 

Two musical staves are shown. The top staff contains a sequence of notes from middle C up to G5. The bottom staff contains notes from G4 up to G5, including sharps and naturals. Below each staff are diagrams of the trumpet valves, with yellow shading indicating which valves are pressed for each note. Fingerings (1, 2, 3) are written below the valve diagrams. Brackets connect the notes in the staves to their corresponding valve diagrams.

## Trumpet Family



Trumpet



Cornet



Piccolo Trumpet



Flugelhorn